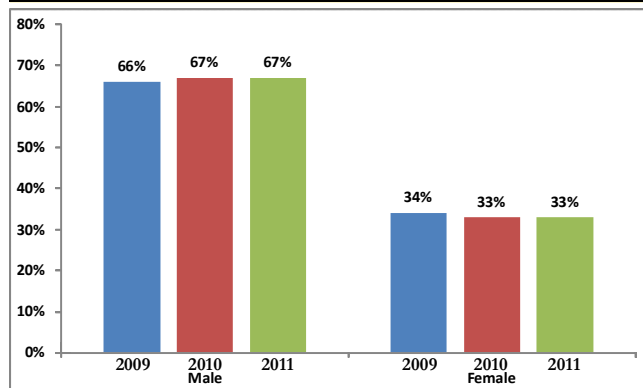


## Comparison of Last Three Years' Male-Female Students Ratio of Participating B-Schools by Percentage

The Table reflects the percentage of male & female students ratio.

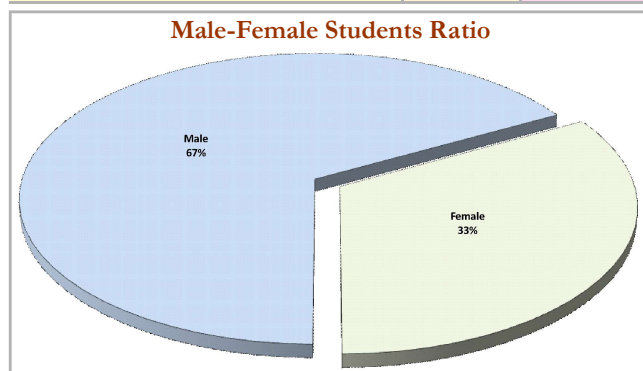
	Male	Female
Percentage of Male-Female Students Ratio of Participating B-Schools 2009	66%	34%
Percentage of Male-Female Students Ratio of Participating B-Schools 2010	67%	33%
Percentage of Male-Female Students Ratio of Participating B-Schools 2011	67%	33%



\* Data as provided by the Institutes

## Male-Female Students Ratio of Participating B-Schools 2011

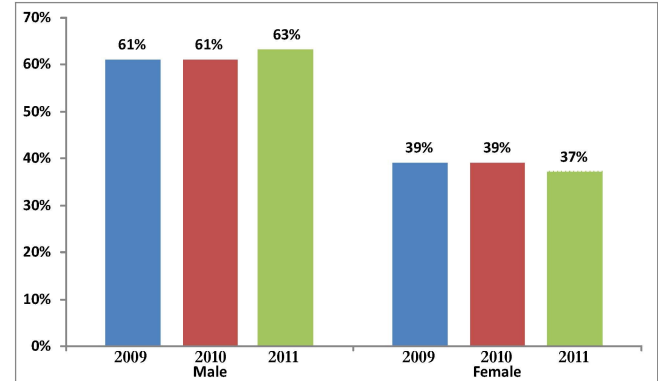
	Male	Female
No. of Male-Female Students	16873	8292
Male-Female Students Ratio	67%	33%



\* Data as provided by the Institutes

## Comparison of Last Three Years' Male-Female Faculty Ratio of Participating B-Schools by Percentage

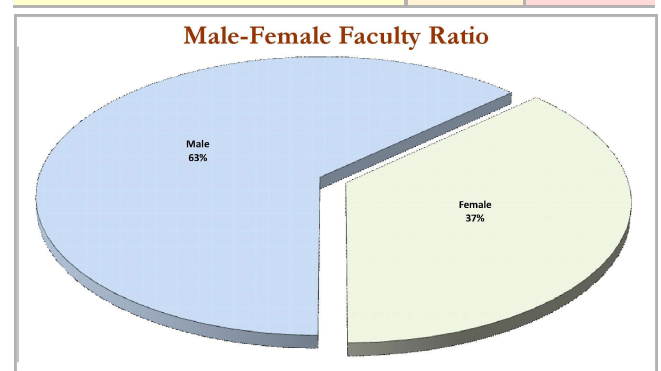
	Male	Female
Percentage of Male-Female Faculty Ratio of Participating B-Schools 2009	61%	39%
Percentage of Male-Female Faculty Ratio of Participating B-Schools 2010	61%	39%
Percentage of Male-Female Faculty Ratio of Participating B-Schools 2011	63%	37%



\* Data as provided by the Institutes

## Male-Female Faculty Ratio of Participating B-Schools in 2011

	Male	Female
No. of Male-Female Faculty	3131	1821
Male-Female Faculty Ratio	63%	37%



\* Data as provided by the Institutes